

# Product Carbon Footprint Dashboard

For **wiergqfprf** by xyfkrqggkk

**18.15** kg CO<sub>2</sub>e / unit

Standard: GHG Protocol | System Boundary: Factory Gate (Cradle-to-Grave Extended) | Production: China | Generated: May 27,  
2026

Total Product Footprint

**18.15**

kg CO2e per unit

Primary Emission Scope

**Scope 3**

17.00 kg CO2e (93.6%)

Top Lifecycle Hotspot

**Use Phase**

15.00 kg CO2e (66.7% of positive emissions)






Key Material Contributor

**Recycled Aluminum**

1.60 kg CO2e (36.8% of material impact)

# Lifecycle Emission Breakdown

Illustrative breakdown of emissions across the product's lifecycle stages (sum of positive contributions: 22.50 kg CO<sub>2</sub>e).

Use Phase		<b>15.00 kg CO<sub>2</sub>e</b>
Raw Material Acquisition		<b>4.35 kg CO<sub>2</sub>e</b>
Transport (Up/Downstream)		<b>2.00 kg CO<sub>2</sub>e</b>
Manufacturing (Production)		<b>1.15 kg CO<sub>2</sub>e</b>
End-of-Life (EoL) Credit		<b>-1.20 kg CO<sub>2</sub>e</b>

\*EoL credit reflects avoided emissions due to high recyclability (80%) and circular programs.

## Report Highlights

---

- Use Phase is the primary driver, accounting for 15.00 kg CO2e/unit, mainly due to energy consumption over the product's lifespan.
- Raw Material Acquisition is the second significant hotspot at 4.35 kg CO2e/unit, with Lithium-ion Battery Cells and Recycled Aluminum Housing being key contributors.
- Effective End-of-Life strategies, including a high recyclability of 80% and circular programs, provide a notable credit of -1.20 kg CO2e/unit.






## Key Details

- **Company:** xyfkrqggkk
- **Consultant:** qxkniddqxy
- **Functional Unit:** 1.0 unit
- **Production Country:** China

# Material Carbon Impact

---

Illustrative emissions breakdown for the Bill of Materials (total: 4.35 kg CO<sub>2</sub>e).

Recycled Aluminum Housing		<b>1.60 kg CO<sub>2</sub>e</b>
Lithium-ion Battery Cell		<b>1.20 kg CO<sub>2</sub>e</b>
ABS Plastic Components		<b>0.75 kg CO<sub>2</sub>e</b>
Printed Circuit Board (PCB)		<b>0.50 kg CO<sub>2</sub>e</b>
Copper Wiring		<b>0.30 kg CO<sub>2</sub>e</b>

## Recommendations: How to Reduce Carbon Footprint

---

- **Optimize Use Phase:** Investigate opportunities to reduce energy consumption through design innovations, energy-efficient components, and user behavior guidance. Consider extending product lifespan.
- **Material Decarbonization:** Explore lower-carbon alternatives for high-impact materials. Engage with suppliers to understand and reduce their embedded emissions.
- **Logistics Optimization:** Optimize transport modes and routes, favoring lower-emission options (e.g., rail over road, electric vehicles for last-mile) and consolidating shipments.
- **Strengthen Circularity:** Further develop and promote circular/take-back programs to maximize material recovery, reuse, and closed-loop recycling, aiming to increase recyclability.
- **Data & Transparency:** Prioritize collecting precise primary data for all material quantities, energy consumption, and specific transport routes to enhance accuracy and identify further opportunities.